

MBA DEPARTMENT

Ref. No.: SIOM/2022-23/967-A

Date: 09/06/2023

Criterion 1 – Curriculum Aspects

1.4 Feedback System

Indirect Assessment process is adopted to analyze, identify and draw appropriate pointers of Program Outcomes to examine the teaching – learning effectiveness.


- Institute obtains feedback on the syllabus (teaching – learning) and ambience of the institute from various stakeholders such as Students, Teachers, Alumni and Employers.
- The data are compiled for analysis based on the evaluation parameters such as **Strongly agree, agree, ..., Strongly disagree**.
- Based on the analysis, Program Outcome attainment levels are measured to identify and draw relevant observations. These contents are taken care of in the teaching plan for the next academic year.

Types of feedback forms taken for analysis in the Academic Year 2022 – 23

- 1) Students
- 2) Teachers
- 3) Alumni
- 4) Employer

Encl.:

- 1) Filled Feedback forms from stakeholders
- 2) Analysis, Identification and Illustration



Dr. Daniel Penkar
Director

Sample Analysis, Identification and Illustration of Program Outcomes

I) Analysis of Students Feedback

Sr. No.	Description
1	Depth of Curriculum to fulfil your expectations.
2	Course – wise Outcome and Objective are stated clearly.
3	Curriculum bridges the gap between Industry and Academics.
4	Curriculum is adoptive to enhance Technical skills for Employability.
5	Curriculum creates an interest to pursue project – based learning in the particular domain and technology.
6	Curriculum has good balance between theory, practical and hands on training.
7	Curriculum is relevant to the recent trends and development and leads to critical thinking.
8	Curriculum contents are supportive for the development of professional ethics, lifelong learning skills, team building and leadership qualities in multidisciplinary setting.

- Data are compiled for analysis based on the evaluation criteria such as **5 – Strongly agree, 4 – Agree, 3 – Neutral, 2 – Disagree and 1 – Strongly disagree.** Responses are marked as tick “√” in the appropriate cell for every statement.

Total forms for feedback (N)	1	2	3	4	5	6	7	8
312	Evaluation Criteria count							
	1280	1350	1241	1282	1320	1325	1295	1341

- Based on the analysis, Program Outcome attainment levels on scale of 3 are measured to identify and draw relevant observations for student feedback.

Program Outcome attainment levels PO (i) = Average of concern Evaluation Criteria / N											
PO1 (1,2,5)	PO2 (2,3)	PO3 (2,6)	PO4 (4,7)	PO5 (2,6)	PO6 (8)	PO7 (3,5,8)	PO8 (4)	PO9 (6)	PO10 (3)	PSO 1 (8)	PSO 2 (8)
1280	1350	1350	1282	1350	1341	1241	1282	1325	1241	1341	1341
1350	1241	1325	1295	1325		1350					
1320						1341					
2.53	2.50	2.58	2.48	2.58	2.58	2.50	2.47	2.55	2.40	2.58	2.58

Sample Analysis, Identification and Illustration of Program Outcomes

II) Analysis of Teachers Feedback

Sr. No.	Description
1	Whether the Outcomes and Objectives are aligned and well-defined for course content delivery unit / chapter wise.
2	Syllabus has contents to analyze and encourage Case-study based or Project based learning.
3	Syllabus is helpful for generating Employability.
4	Syllabus provides an opportunity to upgrade or embed Technical / Managerial skills.
5	Syllabus has sufficient number of Generic Elective Courses & Subject (Specialization) Elective courses.
6	Syllabus has good balance between theory and application (practical).

- Data are compiled for analysis based on the evaluation criteria such as **5 – Strongly agree, 4 – Agree, 3 – Neutral, 2 – Disagree and 1 – Strongly disagree.** Responses are marked as tick “√” in the appropriate cell for every statement.

Total forms for feedback (N)	1	2	3	4	5	6
35	Evaluation Criteria count					
	166	162	158	157	165	156

- Based on the analysis, Program Outcome attainment levels on scale of 3 are measured to identify and draw relevant observations for student feedback.

Program Outcome attainment levels PO (i) = Average of concern Evaluation Criteria / N											
PO1 (1,3,6)	PO2 (3)	PO3 (2)	PO4 (NA)	PO5 (4)	PO6 (5)	PO7 (3)	PO8 (NA)	PO9 (NA)	PO10 (4)	PSO 1 (4)	PSO 2 (6)
166	158	162		157	165	158			157	157	156
158											
156											
2.75	2.71	2.78		2.69	2.83	2.71			2.69	2.69	2.67

Sample Analysis, Identification and Illustration of Program Outcomes

III) Analysis of Alumni Feedback

Sr. No.	Description
1	Did the Syllabus content helped in developing overall Personality.
2	Electives courses offered are in relation to the technological / advancements in industry.
3	The Syllabus creates any interest for lifelong learning in particular domain / technology.
4	Relevance of Syllabus content to enhance Employability.
5	Ability of the Syllabus to adopt technological change.

- Data are compiled for analysis based on the evaluation criteria such as **5 – Strongly agree, 4 – Agree, 3 – Neutral, 2 – Disagree and 1 – Strongly disagree.** Responses are marked as tick “√” in the appropriate cell for every statement.

Total forms for feedback (N)	1	2	3	4	5
120	Evaluation Criteria count				
	512	530	508	512	544

- Based on the analysis, Program Outcome attainment levels on scale of 3 are measured to identify and draw relevant observations for student feedback.

Program Outcome attainment levels PO (i) = Average of concern Evaluation Criteria / N											
PO1 (NA)	PO2 (NA)	PO3 (3)	PO4 (3)	PO5 (1)	PO6 (2,5)	PO7 (4)	PO8 (NA)	PO9 (NA)	PO10 (3)	PSO 1 (4)	PSO 2 (2)
		508	508	512	530	512			508	512	530
					544						
		2.54	2.54	2.56	2.68	2.56			2.54	2.56	2.65

Sample Analysis, Identification and Illustration of Program Outcomes

IV) Analysis of Employer Feedback

Sr. No.	Description
1	SPPU University syllabus compatible with the industry standards.
2	Syllabus helpful to improve problem analysis and solution finding skills.
3	Syllabus - capable to add Learning values in students.
4	Syllabus - capable for fostering research.
5	Syllabus - capable in enhancing team-working abilities in students.

- Data are compiled for analysis based on the evaluation criteria such as **5 – Strongly agree, 4 – Agree, 3 – Neutral, 2 – Disagree and 1 – Strongly disagree.** Responses are marked as tick “√” in the appropriate cell for every statement.

Total forms for feedback (N)	1	2	3	4	5
20	Evaluation Criteria count				
	87	91	86	84	93

- Based on the analysis, Program Outcome attainment levels on scale of 3 are measured to identify and draw relevant observations for student feedback.

Program Outcome attainment levels PO (i) = Average of concern Evaluation Criteria / N											
PO1 (1)	PO2 (2)	PO3 (2)	PO4 (1,2)	PO5 (5)	PO6 (1,5)	PO7 (NA)	PO8 (NA)	PO9 (3)	PO10 (NA)	PSO 1 (NA)	PSO 2 (4)
87	91	91	87	93	87			86			84
			91		93						
2.61	2.73	2.73	2.67	2.79	2.7			2.58			2.52

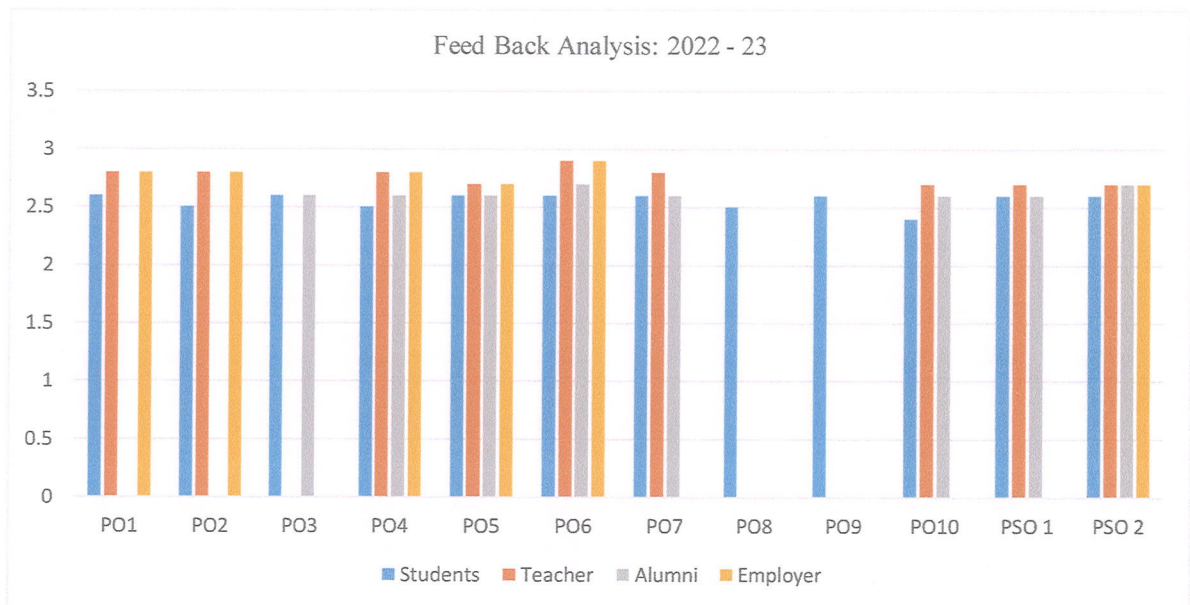
Identification and Drawing of Program Outcome are listed down with thresholds set to a level of 2.6

Stake Holder	PO1	PO2	PO3	PO4	PO5	PO6	PO7	PO8	PO9	PO10	PSO 1	PSO 2
Students	2.6	2.5	2.6	2.5	2.6	2.6	2.6	2.5	2.6	2.4	2.6	2.6
Teachers	2.8	2.8		2.8	2.7	2.9	2.8			2.7	2.7	2.7
Alumni			2.6	2.6	2.6	2.7	2.6			2.6	2.6	2.7
Employer	2.8	2.8		2.8	2.7	2.9						2.7
Avg. PO Attainment level	2.7	2.7	2.6	2.6	2.6	2.7	2.6	2.5	2.6	2.5	2.6	2.6
Target	2.6	2.6	2.6	2.6	2.6	2.6	2.6	2.6	2.6	2.6	2.6	2.6
Action Required	NO	NO	NO	NO	NO	NO	NO	YES	NO	YES	NO	NO

Response

- As per SPPU, Pune curriculum, threshold set is 85 %

Graphical Representation



Action Plan is prepared based on following Program Outcomes as per the Feedback Analysis



Action Plan

PO 8:


- 1) To arrange visit to the villages to make awareness on environmental issues and its sustainability.
- 2) To arrange expert lectures on environmental and social issues.
- 3) To visit various NGOs for sensitization of social issues.

PO 10:


- 1) To arrange industrial visits for practical & advanced learning.
- 2) To make available short term internships for the students in addition to SIP
- 3) To arrange advanced learning workshops, lectures, Certificate programs.

Action Taken Report:

Audit will be done in the next academic year.



Dr. Daniel Penkar
Director



DEPARTMENT OF MASTER OF COMPUTER APPLICATIONS

Ref. No.: SIOM/2022-23/967-B

Date: 09/06/2023

Criterion 1 – Curriculum Aspects

1.4 Feedback System

Indirect Assessment process is adopted to analyze, identify and draw appropriate pointers of Program Outcomes to examine the teaching – learning effectiveness.


- Institute obtains feedback on the syllabus (teaching – learning) and ambience of the institute from various stakeholders such as Students, Teachers, Alumni and Employers.
- The data are compiled for analysis based on the evaluation parameters such as **Strongly agree, agree, ..., Strongly disagree.**
- Based on the analysis, Program Outcome attainment levels are measured to identify and draw relevant observations. These contents are taken care of in the teaching plan for the next academic year.

Types of feedback forms taken for analysis in the Academic Year 2022 – 23


- 1) Students
- 2) Teachers
- 3) Alumni
- 4) Employer

Encl.:

- 1) Filled Feedback forms from stakeholders
- 2) Analysis, Identification and Illustration



Dr. Chandrani Singh
HOD – SIOM MCA



Dr. Daniel Penkar
Director



Sample Analysis, Identification and Illustration of Program Outcomes

I) Analysis of Students Feedback

Sr. No.	Description
1	Depth of Curriculum to fulfil your expectations.
2	Course – wise Outcome and Objective are stated clearly.
3	Curriculum bridges the gap between Industry and Academics.
4	Curriculum is adoptive to enhance Technical skills for Employability.
5	Curriculum creates an interest to pursue project – based learning in the particular domain and technology.
6	Curriculum has good balance between theory, practical and hands on training.
7	Curriculum is relevant to the recent trends and development and leads to critical thinking.
8	Curriculum contents are supportive for the development of professional ethics, lifelong learning skills, team building and leadership qualities in multidisciplinary setting.

- Data are compiled for analysis based on the evaluation criteria such as
5 – Strongly agree, 4 – Agree, 3 – Neutral, 2 – Disagree and 1 – Strongly disagree.
 Responses are marked as tick “√” in the appropriate cell for every statement.

Total forms for feedback (N)	1	2	3	4	5	6	7	8
231	Evaluation Criteria count							
	967	1003	947	962	999	988	978	1003

- Based on the analysis, Program Outcome attainment levels on scale of 3 are measured to identify and draw relevant observations for student feedback.

Program Outcome attainment levels PO (i) = Average of concern Evaluation Criteria / N											
PO1 (1,2,5)	PO2 (2,3)	PO3 (2,6)	PO4 (4,7)	PO5 (2,6)	PO6 (3)	PO7 (8)	PO8 (8)	PO9 (8)	PO10 (6)	PO11 (4)	PO12 (3,5,8)
967	1003	1003	962	1003	947	1003	1003	1003	988	962	947
1003	947	988	978	988							999
999											1003
2.57	2.54	2.59	2.52	2.59	2.46	2.61	2.61	2.61	2.57	2.5	2.55

Sample Analysis, Identification and Illustration of Program Outcomes

II) Analysis of Teachers Feedback

Sr. No.	Description
1	Whether the Outcomes and Objectives are aligned and well-defined for course content delivery unit / chapter wise.
2	Syllabus has contents to analyze and encourage Case-study based or Project based learning.
3	Syllabus is helpful for generating Employability.
4	Syllabus provides an opportunity to upgrade or embed Technical / Managerial skills.
5	Syllabus has sufficient number of Generic Elective Courses & Subject (Specialization) Elective courses.
6	Syllabus has good balance between theory and application (practical).

- Data are compiled for analysis based on the evaluation criteria such as
5 – Strongly agree, 4 – Agree, 3 – Neutral, 2 – Disagree and 1 – Strongly disagree.
 Responses are marked as tick “√” in the appropriate cell for every statement.

Total forms for feedback (N)	1	2	3	4	5	6
17	Evaluation Criteria count					
	72	74	72	74	79	76

- Based on the analysis, Program Outcome attainment levels on scale of 3 are measured to identify and draw relevant observations for student feedback.

Program Outcome attainment levels PO (i) = Average of concern Evaluation Criteria / N											
PO1 (1,3,6)	PO2 (3)	PO3 (NA)	PO4 (3)	PO5 (4)	PO6 (2)	PO7 (NA)	PO8 (NA)	PO9 (2)	PO10 (NA)	PO11 (2,5)	PO12 (1)
72	72		72	74	74			74		74	72
72										79	
76											
2.59	2.54		2.54	2.61	2.61			2.61		2.7	2.54

Sample Analysis, Identification and Illustration of Program Outcomes

III) Analysis of Alumni Feedback

Sr. No.	Description
1	Did the Syllabus content helped in developing overall Personality.
2	Electives courses offered are in relation to the technological / advancements in industry.
3	The Syllabus creates any interest for lifelong learning in particular domain / technology.
4	Relevance of Syllabus content to enhance Employability.
5	Ability of the Syllabus to adopt technological change.

- Data are compiled for analysis based on the evaluation criteria such as **5 – Strongly agree, 4 – Agree, 3 – Neutral, 2 – Disagree and 1 – Strongly disagree.** Responses are marked as tick “√” in the appropriate cell for every statement.

Total forms for feedback (N)	1	2	3	4	5
64	Evaluation Criteria count				
	275	283	271	275	290

- Based on the analysis, Program Outcome attainment levels on scale of 3 are measured to identify and draw relevant observations for student feedback.

Program Outcome attainment levels PO (i) = Average of concern Evaluation Criteria / N											
PO1 (NA)	PO2 (NA)	PO3 (NA)	PO4 (3)	PO5 (5)	PO6 (1)	PO7 (NA)	PO8 (NA)	PO9 (NA)	PO10 (NA)	PO11 (4)	PO12 (2,3,5)
			271	290	275					275	283
											271
											290
			2.54	2.72	2.58					2.58	2.64

Sample Analysis, Identification and Illustration of Program Outcomes

IV) Analysis of Employer Feedback

Sr. No.	Description
1	SPPU University syllabus compatible with the industry standards.
2	Syllabus helpful to improve problem analysis and solution finding skills.
3	Syllabus - capable to add Learning values in students.
4	Syllabus - capable for fostering research.
5	Syllabus - capable in enhancing team-working abilities in students.

- Data are compiled for analysis based on the evaluation criteria such as **5 – Strongly agree, 4 – Agree, 3 – Neutral, 2 – Disagree and 1 – Strongly disagree.** Responses are marked as tick “√” in the appropriate cell for every statement.

Total forms for feedback (N)	1	2	3	4	5
18	Evaluation Criteria count				
	79	83	78	75	83

- Based on the analysis, Program Outcome attainment levels on scale of 3 are measured to identify and draw relevant observations for student feedback.

Program Outcome attainment levels PO (i) = Average of concern Evaluation Criteria / N											
PO1 (2,5)	PO2 (1)	PO3 (1)	PO4 (1,4)	PO5 (NA)	PO6 (NA)	PO7 (NA)	PO8 (NA)	PO9 (NA)	PO10 (NA)	PO11 (2,3)	PO12 (2)
83	79	79	79							83	83
83			75							78	
2.77	2.63	2.63	2.57							2.69	2.77

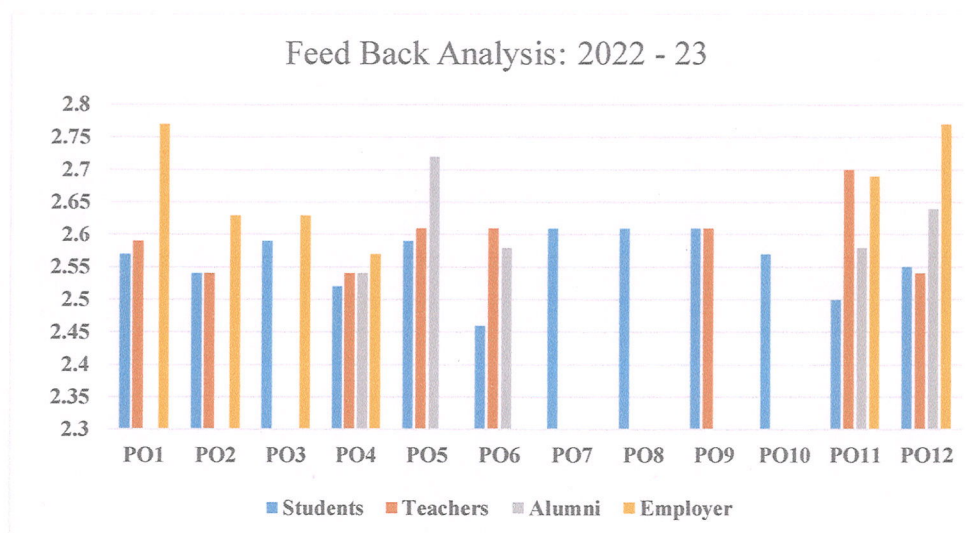
Identification and Drawing of Program Outcome are listed down with thresholds set to a level of 2.6

Stake Holder	PO1	PO2	PO3	PO4	PO5	PO6	PO7	PO8	PO9	PO10	PO11	PO12
Students	2.57	2.54	2.59	2.52	2.59	2.46	2.61	2.61	2.61	2.57	2.5	2.55
Teachers	2.59	2.54		2.54	2.61	2.61			2.61		2.7	2.54
Alumni				2.54	2.72	2.58					2.58	2.64
Employer	2.77	2.63	2.63	2.57							2.69	2.77
Avg. PO Attainment level	2.64	2.57	2.61	2.54	2.64	2.55	2.61	2.61	2.61	2.57	2.62	2.63
Target	2.6	2.6	2.6	2.6	2.6	2.6	2.6	2.6	2.6	2.6	2.6	2.6
Action Required	NO	YES	NO	YES	NO	YES	NO	NO	NO	YES	NO	NO

Response

- As per SPPU, Pune curriculum, threshold set is 85 %

Graphical Representation



Action Plan is prepared based on following Program Outcomes as per the Feedback Analysis

PO2: Identify, formulate, research literature, and solve complex Computing problems reaching substantiated conclusions using fundamental principles of Mathematics, Computing sciences, and

relevant domain disciplines.

PO4: Use research-based knowledge and research methods including design of experiments, analysis and interpretation of data, and synthesis of information to provide valid conclusions.

PO9: Communicate effectively with the computing community, and with society at large, about complex computing activities by being able to comprehend and write effective reports, design documentation, make effective presentations, and give and understand clear instructions.


PO10: Understand and assess societal, environmental, health, safety, legal, and cultural issues within local and global contexts, and the consequential responsibilities relevant to professional computing practice.

Action Plan


- 1) Workshops, seminars, Internships on Recent Tools and Techniques to cater a real time problem needs to be organized.
- 2) To have collaborations with Industry for Internships and field visits.
- 3) Hands on sessions through Online courses on Business communications.
- 4) To set up Language Lab for enhancing communication skills to in increase Placements.
- 5) To organize more visits to corporate as well as social sectors for social awareness.
- 6) To Participate and Organize symposium as well as competitions on recent technologies.

Action Taken Report:

Audit will be done in the next academic year.



Dr. Chandrani Singh
HOD – SIOM MCA



Dr. Daniel Penkar
Director